



INSPIRE  
BELIEVE  
ACHIEVE



# Working from Home Bubble isolation



INSPIRE  
BELIEVE  
ACHIEVE

INSPIRE

BELIEVE

ACHIEVE



INSPIRE  
BELIEVE  
ACHIEVE

In the event of a bubble isolation for 2 weeks, we want to share with you our expectations and plans for working from home



INSPIRE  
BELIEVE  
ACHIEVE

INSPIRE

BELIEVE

ACHIEVE



INSPIRE  
BELIEVE  
ACHIEVE

# LIVE LESSONS

1. All students will be expected to access 'live lessons' from home following their normal timetable. Details, of how to do this will be explained.
2. All 'live lessons ' will be approximately 45 mins, following this the teacher will set a task that you need to complete for the remainder of the lesson and submit online, or during your next lesson in school.



INSPIRE  
BELIEVE  
ACHIEVE

INSPIRE

BELIEVE

ACHIEVE



INSPIRE  
BELIEVE  
ACHIEVE

## To access live lessons you will need:

- A device to enable you to do this – computer, laptop or ipad. **If you do not have one of these and have not notified school then please mention this to your form tutor.**
- Your school email account, this is the same as your school log on details.

example

[2020bloggsj@theoaksacademy.co.uk](mailto:2020bloggsj@theoaksacademy.co.uk)

Password1



Year your started  
Surname  
First initial  
@theoaksacademy.co.uk

**WRITE YOUR DETAILS IN YOUR PLANNER NOW**



INSPIRE  
BELIEVE  
ACHIEVE

INSPIRE

BELIEVE

ACHIEVE



INSPIRE  
BELIEVE  
ACHIEVE

All Live lessons and tasks for completion will be delivered through Microsoft Teams



INSPIRE  
BELIEVE  
ACHIEVE

INSPIRE

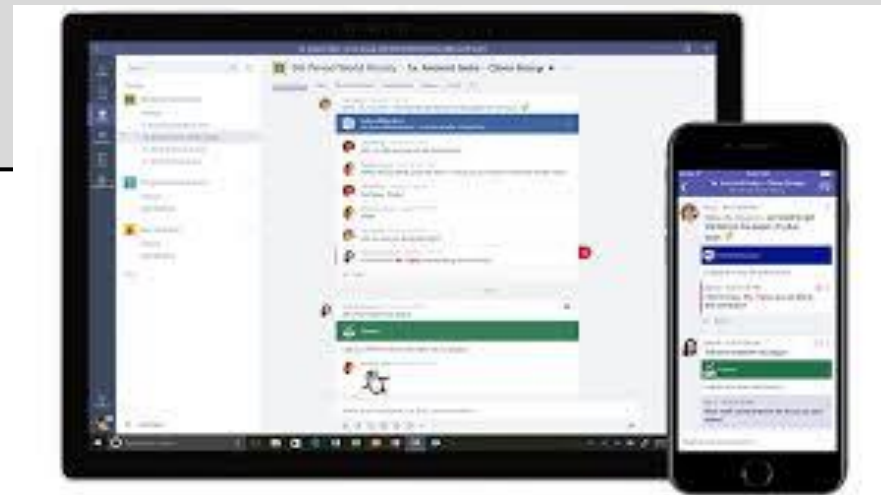
BELIEVE

ACHIEVE




This can be done by using an APP on your device

Or clicking the link on the school website

[www.theoaksacademy.co.uk](http://www.theoaksacademy.co.uk) This can be located in the Student Zone



Covid-19 Latest News Virtual Office About Us Student Zone Parent Zone Staff Zone



You will then need to click on this tab

Home



INSPIRE  
BELIEVE  
ACHIEVE

## How to log on

Students will log on using their school email address

[username@theoaksacademy.co.uk](mailto:username@theoaksacademy.co.uk)

The password is the same as the one you log onto the computer system with.



**Enter your work, school,  
or Microsoft account.**

Sign-in address

Sign in



INSPIRE  
BELIEVE  
ACHIEVE

INSPIRE

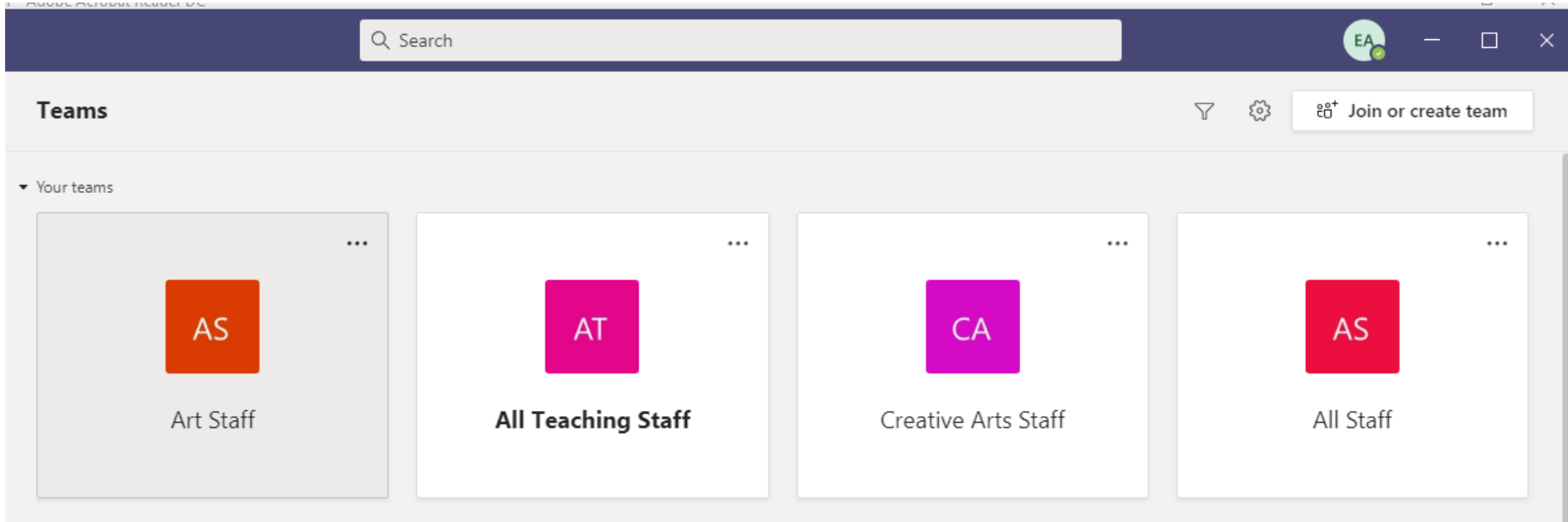
BELIEVE

ACHIEVE



INSPIRE  
BELIEVE  
ACHIEVE

When you log into TEAMS it will display the TEAMS that you have been added to



INSPIRE  
BELIEVE  
ACHIEVE

INSPIRE

BELIEVE

ACHIEVE





INSPIRE  
BELIEVE  
ACHIEVE

Click on the lesson that you have on your timetable at the correct start time.

**Lesson 1 8.50am**

**Lesson 2 9.50am**

**Lesson 3 11.05**

**Lesson 4 12.04**

**Lesson 5 1.45**

Your teacher will have posted an online lesson link, you will need to click on this to start the lesson.

The screenshot shows a Microsoft Teams interface. On the left is a navigation pane with icons for Activity, Chat, Teams, Assignments, Calendar, Calls, Files, and Apps. The main area shows a chat window for 'TeamLessons-Art' with a 'General' channel. The chat history includes several messages from Richard Gibson adding team members. A message from Emily Abberley (EA) dated 6/30 2:25 PM says: "Don't forget to join the year 10 live art lesson on Friday. We will be creating work that will go in your portfolio on return. Looking forward to seeing you all." Below this is a 'Reply' button. A message from Catherine Grimes (CG) dated 6/29 11:31 AM says: "Hi everyone! For this Art lesson you will a piece of paper, pencil rubber and if possible to imaegs to draw from that relate to the Entertainment theme, such as headphones, microphones, musical instruments." Below this is a calendar event card for "Art online lesson" on Friday, July 3, 2020 @ 1:00 PM, with 3 replies from Catherine and a 'Reply' button. A blue arrow points from the text on the left to the calendar event card. At the bottom of the Teams window is a 'New conversation' button. The Windows taskbar is visible at the very bottom with various application icons and a system tray showing the time 08:50 and date 16/09/2020.



INSPIRE  
BELIEVE  
ACHIEVE

INSPIRE

BELIEVE

ACHIEVE



INSPIRE  
BELIEVE  
ACHIEVE

Your teachers may also send you messages in advance of the lesson or advice about the work set in this chat area.  
**KEEP CHECKING THIS DAILY**

Search

EA

TA **General** Posts Files Class Notebook Assignments 1 more +

Team Meet

Richard Gibson has added Tyler FENNER to the team.

Richard Gibson has added Tammin HANLON to the team.

Richard Gibson has added Halina SIDZINSKA to the team.

June 30, 2020

EA 6/30 2:25 PM  
Don't forget to join the year 10 live art lesson on Friday. We will be creating work that will go in your portfolio on return. Looking forward to seeing you all.

Reply

Richard Gibson has added Ellie-Mae CORNES to the team.

July 3, 2020

Matthew Gibson has added Cameron-James HOPE to the team.

CG 6/29 11:31 AM  
Hi everyone! For this Art lesson you will a piece of paper, pencil rubber and if possible to imaegs to draw from that relate to the Entertainment theme, such as headphones, microphones, musical instruments.

Art online lesson  
Friday, July 3, 2020 @ 1:00 PM

3 replies from Catherine

Reply



INSPIRE  
BELIEVE  
ACHIEVE

INSPIRE

BELIEVE

ACHIEVE



INSPIRE  
BELIEVE  
ACHIEVE

## Assignments

The online lesson will be 30 minutes and your teacher will set you a task to complete for the remaining 30 minutes. They may explain this task to you in the lesson or post the task for you to complete in the assignments tab.

On the Assignments tab it shows what has been assigned including when the work is due and the marks allocated if appropriate.

Assignment Name	Points	Status
Data Structures End of Unit Test Due May 8, 2020 11:59 PM	50 points	Past due
IP addresses Due May 11, 2020 11:59 PM	18 points	Past due
Client - Server model Due May 18, 2020 11:59 PM	18 points	Past due
Internet Assessment Due May 25, 2020 11:59 PM	50 points	
NEA Initial Proposals Template Brief Due May 27, 2020 11:59 PM		



INSPIRE  
BELIEVE  
ACHIEVE

INSPIRE

BELIEVE


ACHIEVE



INSPIRE  
BELIEVE  
ACHIEVE

# How will I know when new work is set

You will see a number next to the activity symbol to say that there have been changes made this could be work set/returned or information posted.



INSPIRE  
BELIEVE  
ACHIEVE

INSPIRE

BELIEVE

ACHIEVE



INSPIRE  
BELIEVE  
ACHIEVE

# Uploading Assignments

If your teacher specified a document for you to hand in or you have other files to attach to this **assignment**, select +Add work and **upload** your file

Search or type a command

Advanced English 11 A > General ... Private

Conversations Files Class Notebook Assignments Syllabus Using Quotation Marks 1 more +

← Back Undo turn in

Shakespeare Sonnet Annotation

Due Date  
Tue May 8, 2018 at 11:59 PM

Points  
No Points

Instructions  
Read Sonnet 116 and annotate it, using the PowerPoint for guidance.

Reference materials  
None

My work  
How to Read a Sonnet.pptx



INSPIRE  
BELIEVE  
ACHIEVE

INSPIRE

BELIEVE

ACHIEVE

# FINALLY

- It is important that you access ALL of your learning and tasks.
- We will be keeping daily registers of attendance
- Failure to complete work set will result in consequences on your return and phone calls home to chase attendance.
- REWARDS will be allocated to students who attend all lessons and complete all work set.

